


CU Focus®

Soft Light Close Up with CU Focus® Soft Egg Crates®

Our patent-pending CU Focus® Soft Egg Crate® is designed to light areas of a scene maximizing the softest quality light from a large diffused source, **while blocking light tightly around the desired subject area.** CU Focus® works by angling the cells to a predetermined distance close to the source.


The focus point for CU Focus® is determined relative to the diagonal dimension of the source. ie. 0.75 models create a focus point at a distance of three-quarters of the diagonal dimension.

Lighttools CU Focus® Soft Egg Crates® are the only choice for full source illumination at close distances. Lighttools® offers CU Focus®, to fit standard size butterfly and overhead frames, for camera tests and rental.




CU Focus® Soft Egg Crates® (SEC) require specific handling, folding and storage due to the unique cone shape design. Please follow these instructions.

CU Focus® Soft Egg Crates® Folding and Storing Instructions



After disconnecting from frame, have two people pull the diagonal corners. Stop when SEC is pulled tight and cells lay almost flat.



Flip together the two corners not pulled. This action will fold the SEC cells flat like a piece of paper with no damage.



Fold the SEC lengthways and repeat folding until SEC is in a compact bundle.



Lift into the carrying case.



Ready for the next job!

9513 - 56 Avenue Edmonton, Alberta, Canada
toll free (N. America) | 1.800.417.7431
ph | 780.438.3860
email | admin@lighttools.com